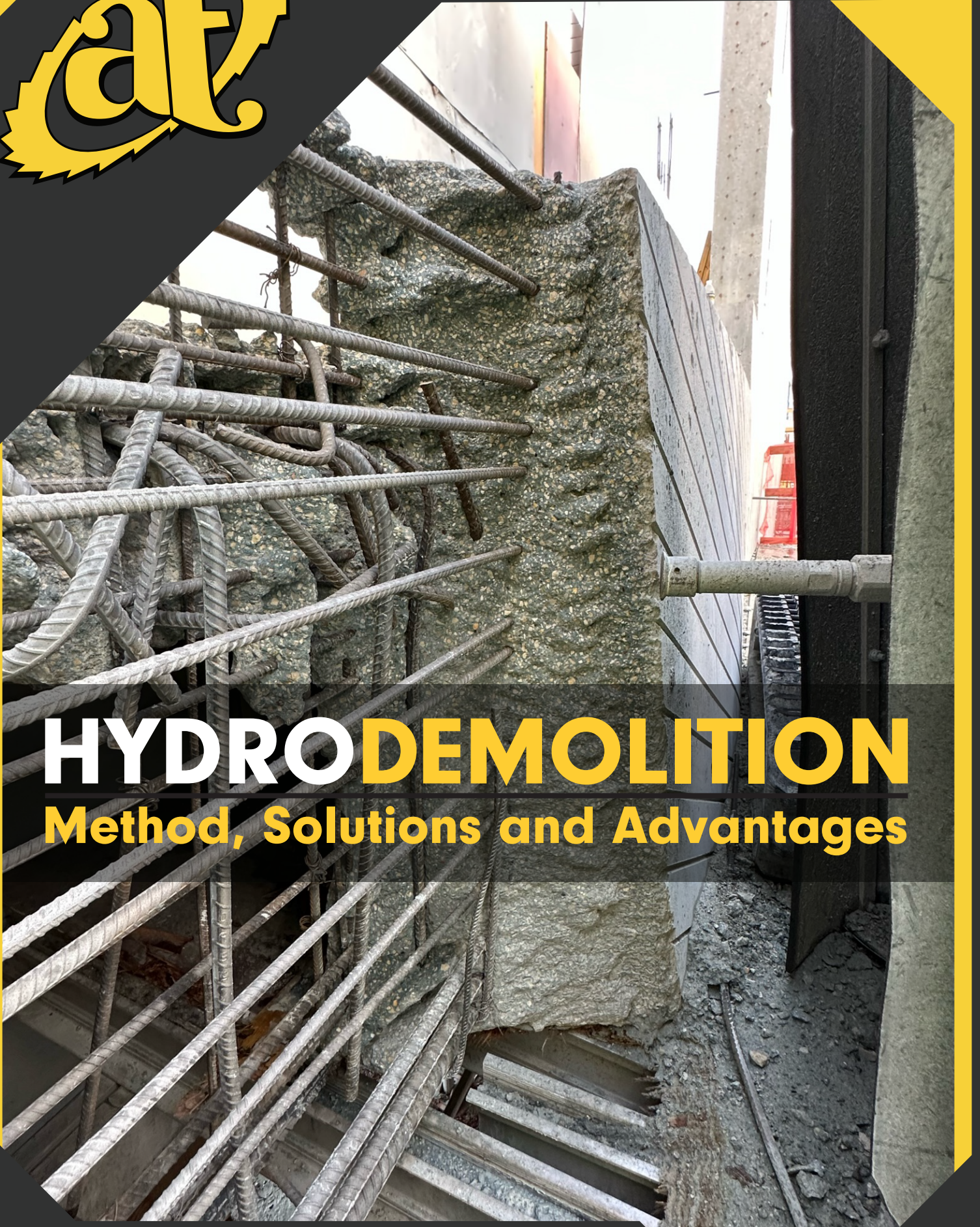


Aggregate Technologies



HYDRODEMOLITION

Method, Solutions and Advantages

Content

Foreword	1
-----------------	----------

Introduction to HydroDemolition	2
--	----------

History and Development

Methodology	4
--------------------	----------

Applications

How does HydroDemolition work?	6
---------------------------------------	----------

The process of HydroDemolition illustrated
Results depending on pressure and flow
Equipment and tools used in HydroDemolition
HydroDemolition process

Advantages of HydroDemolition over traditional Methods	11
---	-----------

Pros and cons with different methods

Why Specify HydroDemolition in your next project?	13
--	-----------

Key Considerations for HydroDemolition projects

Conclusion	15
-------------------	-----------



Foreword

The purpose of this document is to provide comprehensive information about HydroDemolition as a method and its advantages. Additionally, it aims to assist engineers in developing their specifications for HydroDemolition work. This guide covers various aspects of a HydroDemolition project, serving as a valuable resource for engineers seeking to incorporate this method into their construction and repair projects.

It is important to note that while this document offers a comprehensive overview, engineers have the flexibility to tailor and adjust the specifications based on the unique requirements of each project. The information presented here serves as a foundation upon which engineers can build their specific HydroDemolition specifications, ensuring the best approach for successful project execution.



Introduction to HydroDemolition

We rely on concrete for many aspects of life the roads we drive on, the dams that help produce power or control flooding, and structures that form our cities, to name a few. But like all building materials, it deteriorates over time. This is where HydroDemolition has proven to be the most ideal method of concrete removal.

HydroDemolition is a specialized technique used in construction and civil engineering to remove deteriorated or damaged concrete using high-pressure water jets. Also known as water jetting or hydro-blasting, it is an effective method for selectively removing concrete without damaging the underlying structure or reinforcing steel.

In HydroDemolition, a high-pressure water jet is directed at the concrete surface, effectively eroding and breaking down the concrete. The water is typically pressurized to a range of 1000 to 3000 bar (14,500 to 43,500 psi) and is emitted through a nozzle or lance. The force of the water jet can be adjusted to control the depth and rate of concrete removal.

The process is commonly used to remove deteriorated concrete from bridges, highways, parking garages, tunnels, dams, and other structures. It is especially beneficial in situations where precision is required, such as when removing damaged sections while preserving sound concrete or when creating a roughened surface for repair work or new construction. HydroDemolition is known for its ability to remove concrete while minimizing vibrations and producing a clean, well-prepared surface for subsequent repairs or applications.

HydroDemolition offers advantages over traditional mechanical methods of concrete removal, such as jackhammers or saw cutting, as it reduces the risk of structural damage, eliminates vibrations that can affect adjacent areas, and reduces the potential for micro-cracking. It is also considered a safer and

more environmentally friendly alternative, as it generates less dust and airborne particles.

Overall, HydroDemolition has become a widely recognized and utilized technique in the construction industry for efficient and precise removal of deteriorated concrete. History and development HydroDemolition has a history that spans several decades. Here is a brief overview of the development and key milestones in the history of HydroDemolition.

In 1983, the Swedish Road Administration, SRA, embarked on groundbreaking research into HydroDemolition technology, recognizing its potential as a game-changing approach to concrete removal. This early research laid the foundation for what would become a widely adopted method in the construction industry. By the mid-1980s, the first operational HydroDemolition machine in the world was successfully deployed in Sweden, marking a pivotal milestone in the technology's development and demonstrating its practical viability.

In 1988, the SRA in Sweden took a decisive step by announcing a decree that established HydroDemolition as a primary alternative for concrete removal. This official recognition solidified HydroDemolition's status as a legitimate and preferred method in the field of construction.

As the years passed, the advantages of HydroDemolition became increasingly evident. In 2004, the technology received official endorsement when it was decreed as a standard in bridge construction in Sweden. This acknowledgment further propelled HydroDemolition into the mainstream of concrete removal practices.



The International Concrete Repair Institute (ICRI) contributed to the field with Technical Guideline No. 310.3R-2014, a comprehensive document produced in 2004. This guideline provides a thorough exploration of the HydroDemolition process, encompassing its advantages and limitations. With a primary focus on utilizing HydroDemolition for concrete removal in preparation for repair work, the guideline covers equipment descriptions, applications, safety protocols, methods for water control and treatment, and debris cleanup. It also addresses surface preparation and coating removal. Various sections of the guideline have since been updated to provide new or revised information, including critical aspects like micro-cracking, limitations, scarification, the HydroDemolition process and considerations for use, and wastewater treatment and recycling.

The year 2008 marked a significant turning point when the European standard EN 1504-10 formally recognized HydroDemolition as the superior solution for concrete structures. This international validation reaffirmed the technique's efficacy and led to its widespread adoption throughout Europe and beyond. From its early research roots in the 1980s to its global acceptance as a standard practice in concrete removal and surface preparation, HydroDemolition has evolved into a cornerstone of modern construction. The combination of high-pressure water technology and precise control systems has made HydroDemolition an indispensable tool for engineers, contractors, and construction professionals worldwide.





Methodology

The impact-free process of HydroDemolition eliminates micro-fractures that jeopardize the integrity of a structure while also cleaning and descaling rebar without damaging it. This method leaves behind a rough, craggy surface that provides an optimal bonding surface for new material.

Independent pull-off tests show that the bonding strength achieved through HydroDemolition is much higher than that of jackhammers or other mechanical methods. The Swedish Cement and Concrete Research Institute found that using HydroDemolition for concrete repair leads to a significantly extended life expectancy of 21-35 years, compared to 7-12 years with mechanical chiseling, as determined in a Life Cycle Cost (LCC) Analysis.*

In comparison to alternative methods, like chipping hammers and handheld water jetting equipment, robots used in HydroDemolition reduce labor requirements and minimize the risk of injury. Additionally, these robots operate in consistent cycles 24/7, ensuring uniform speed, performance, and quality throughout the entire project. Also, increased speed of concrete removal reduces the total project time.

The cornerstone of HydroDemolition is water, encompassing its source, wastewater management, and disposal. Fresh water can be drawn from a tank or directly from a natural source like a river or dam. Wastewater can be collected in a containment area and subsequently pumped to a water treatment system. The treated water can either be discharged into the environment or recirculated back into the freshwater tank, creating a closed-loop system. This eliminates the need for a constant fresh water supply or the involvement of a third-party for water collection and removal.

Applications

HydroDemolition, with its precise and controlled concrete removal capabilities, finds numerous applications in various industries. Some of the common applications of hydrodemolition is presented below.

Infrastructure repair:

HydroDemolition is extensively used in the repair and maintenance of infrastructure, including bridges, highways, tunnels, dams, and parking structures. It allows for the selective removal of deteriorated or damaged concrete, preparing the surface for repairs or rehabilitation.

Surface preparation: HydroDemolition is used to prepare concrete surfaces for various applications. It can create a roughened profile on the concrete, ensuring better adhesion for overlays, coatings, or new concrete placements. The process effectively removes contaminants, old coatings, and damaged surface layers.

Concrete rehabilitation: HydroDemolition is employed in concrete rehabilitation projects where damaged or weakened sections of concrete need to be removed. This includes the removal of spalled or cracked concrete, delaminated surfaces, or areas affected by corrosion.

Historical restoration:

HydroDemolition is employed in the restoration of historical buildings and monuments, where careful removal of deteriorated concrete is essential to preserve the architectural integrity while maintaining safety.

Expansion joint removal: Expansion joints in concrete structures can deteriorate over time and require replacement. HydroDemolition offers an efficient method to remove existing expansion joints without damaging the surrounding concrete, facilitating the installation of new joints.

HYDRODEMOLITION APPLICATIONS

Industrial facilities: HydroDemolition is employed in industrial settings for concrete removal, maintenance, and repair tasks. It is used in chemical plants, refineries, manufacturing facilities, and warehouses to address issues like corroded surfaces, damaged floors, or compromised concrete structures.

Retrofitting and upgrades:

When retrofitting or upgrading structures, HydroDemolition is employed to selectively remove concrete to accommodate new components, such as reinforcing steel, anchor bolts, or structural attachments.

Underwater applications:

HydroDemolition techniques can be adapted for underwater concrete removal, making it valuable for marine construction projects, offshore structures, and underwater repairs.

Nuclear power plants: In nuclear power plants, where precision and minimal vibration are critical, HydroDemolition is utilized for concrete removal in sensitive areas such as containment structures, spent fuel pools, and reactor buildings.

Hydroelectric power plants:

Hydrodemolition is commonly used in hydroelectric power plants for maintaining and repairing dam surfaces, turbine components, spillways, penstocks, and other concrete structures.




HydroDemolition work?

To achieve optimal results in HydroDemolition, it's essential to consider the specific objectives of the project. Whether it involves removing a preset depth of concrete, preparing a surface for a new coating, or rust removal, HydroDemolition offers a versatile solution. The key lies in adjusting the pressure and flow of the water.

Pressure and flow

The key element of HydroDemolition is to pressurize and widen existing pores and micro cracks in the weakened concrete structure using high-pressure water penetration. Material is removed as the build-up pressure exceeds the tensile strength of the concrete. The volume of water also plays a crucial role in system efficiency. For instance, the rate of material removal depends not only on water pressure but also on the volume directed towards the concrete surface, ensuring swift and continuous pressurization of the treated areas. This combination of water pressure, flow, and precise robotic control of the water jet nozzle establishes the essential criteria for an effective HydroDemolition process.

In summary, ultrahigh pressure and low flow result in a sharper and more precise cut, while low-pressure and high-water flow result in selective removal, where only deteriorated concrete is removed, leaving sound concrete intact. By adjusting the pressure and flow, and employing the appropriate equipment, projects can be completed more efficiently and with superior results.



"HydroDemolition can be used for horizontal, vertical, and overhead concrete removal and surface preparation on reinforced and non-reinforced structures. It is effective in removing concrete from around embedded metal elements such as reinforcing steel, expansion joints, anchorages, conduits, shear connectors, and shear studs. Hydrodemolition can be used for localized removals where deterioration is confined to small areas and for large area removals in preparation for a bonded overlay. This technology can also be used to remove existing coatings from concrete."

—
International Concrete Repair Technical
Guidelines No. 03737



The process of HydroDemolition illustrated

The images below serve purely for theoretical demonstration purposes, illustrating the workings of HydroDemolition technology.



The water jet penetrates existing cavities and cracks.



By exposing the concrete to the water jet for a certain time you reach the desired depth.



By changing the angle of the lance the remaining material under the rebar (the shadows) will be removed.



The remaining area consists of structurally sound concrete and is now prepared for the application of a new layer.

Results depending on pressure and flow

Selective Removal

Selective removal is one of the basic principles of HydroDemolition. By using a lower water pressure (typically 1000 bar / 14 500 psi) the effect on the concrete will be selective, meaning that only the deteriorated or damaged concrete will be removed while the sound concrete will be left intact. As a result, the sides and the bottom of the cut will be a little rough since it follows the quality of the concrete.

Robotic process:

- » 1000 – 1400 bar / 14 500 – 20 300 psi
- » 180 – 264 lpm / 48 – 70 gpm of water



Controlled Depth Removal/Hydromilling

Controlled depth removal means using higher water pressure (2500 bar/36259 psi), that will result in a more cutting effect on the concrete. The result will be more even along both the sides and the base of the cut. It will remove all concrete specified in the control system, regardless of the quality of the underlying concrete.

Robotic process:

- » 1500 – 3000 bar / 21 800 – 43 500 psi
- » 38 – 130 lpm / 10– 34 gpm of water



Scarifying and Surface Preparation

Hydrodemolition can be used to scarify or roughen concrete surfaces in preparation for overlays, coatings, or bonding of new concrete. When the aim is to create an optimal bonding surface while minimizing material removal, employing a rotating tool proves highly effective. This will ensure precise and swift removal of a shallow layer of concrete, resulting in an rough bonding surface for new coating.

Robotic process:

- » 1000 – 3000 bar / 14 500 – 43 500 psi
- » 38 – 264 lpm / 10 – 70 gpm of water



Rust and Paint Removal

High-pressure water can also be used to remove paint or rust, avoiding use of grid blasting. This means no dust pollution, no contaminated sand to dispose of, just a clean steel surface left after removal. Rubber coatings or rubber on, for example, airplane runways from the tires can also be removed.

Robotic process:

- » 1000 – 3000 bar / 14 500 – 43 500 psi
- » 38 – 264 lpm / 10 – 70 gpm of water



Industrial Cleaning

Traditional industrial cleaning has historically been carried out by handheld tools. This is a very dangerous operation and something that could be avoided by the use of robotic cleaning. More and more contractors are switching from manual to automated cleaning, increasing both safety and efficiency.

Robotic process:

- » 1000 – 3000 bar / 14 500 – 43 500 psi
- » 38 – 264 lpm / 10 – 70 gpm of water



Equipment and tools used in HydroDemolition

Hydrodemolition Robots

Hydrodemolition robots are specialized machines engineered for precise and controlled concrete removal. They are capable of performing concrete removal and surface preparation on both reinforced and non-reinforced structures, in various orientations (horizontal, vertical, and overhead). These robots are equipped with highly advanced computerized control systems, enabling accurate manipulation of high-pressure water jets. Additionally, they offer the convenience of remote operation, allowing operators to oversee the process from a safe distance.

High-Pressure Pumps

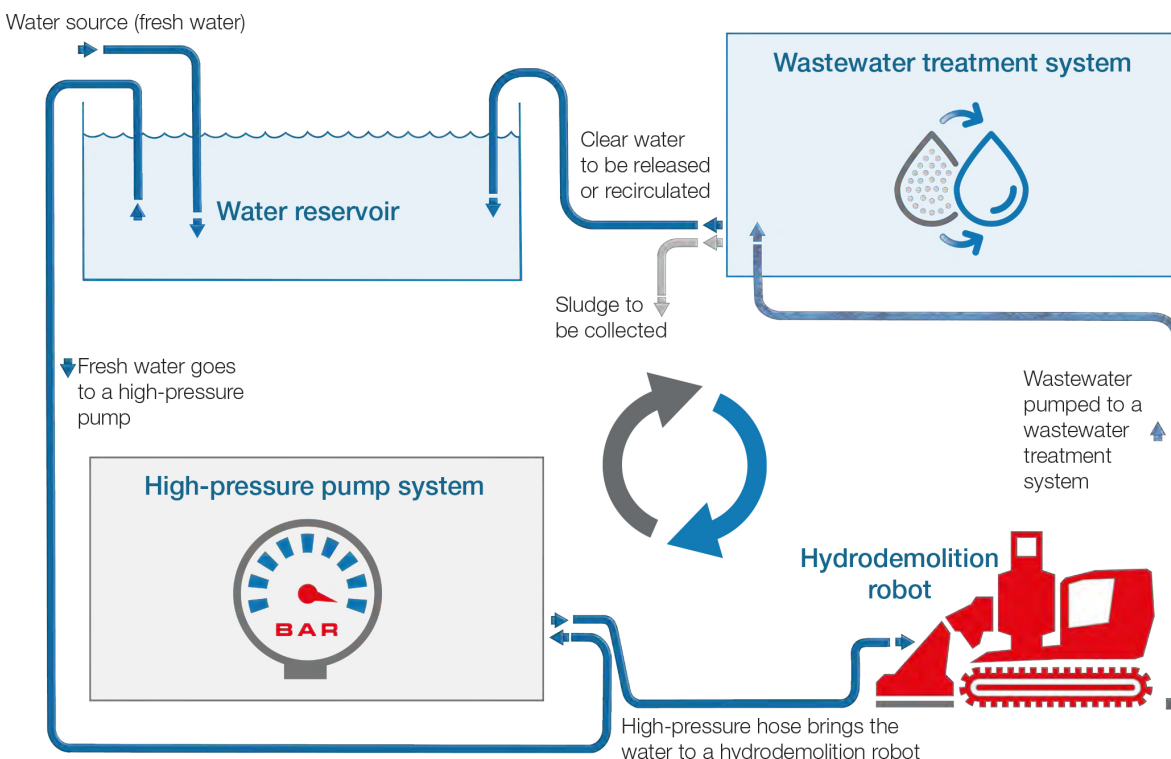
High-pressure pumps, with a minimum power rating of 300 hp/ 220 kW, are vital components of

HydroDemolition equipment. These pumps generate the high water pressure necessary to propel water jets and effectively dislodge concrete, ensuring efficient concrete removal.

Wastewater Treatment System

HydroDemolition generates a significant amount of wastewater with elevated pH levels, containing concrete particles and debris. To comply with environmental regulations and ensure proper disposal, a wastewater treatment system can be employed. This system corrects the pH, separates and removes suspended solids from the wastewater, allowing for the safe disposal or recycling of the treated water.

Hydrodemolition process



Advantages of HydroDemolition over traditional methods

HydroDemolition offers several benefits compared to traditional methods of concrete removal, such as jackhammers or saw cutting. Here are some of the advantages of HydroDemolition.

Selective concrete removal

HydroDemolition allows for precise and selective removal of deteriorated or damaged concrete. The high-pressure water jet can be controlled to target specific areas, ensuring that only the intended concrete is removed while preserving the sound concrete and underlying structure.

Reduced structural damage

Unlike mechanical methods that generate vibrations, HydroDemolition minimizes the risk of structural damage. The water jet effectively breaks down the concrete without causing micro-cracking or stress to the surrounding areas, ensuring the integrity of the structure remains intact.

Safer working environment

HydroDemolition provides a safer working environment for operators. Traditional concrete removal methods, such as jackhammering or dry cutting, generate substantial amounts of airborne dust containing silica particles. Silica dust, when inhaled, can cause severe lung damage, including silicosis. In contrast, HydroDemolition's water-based approach minimizes the release of silica dust into the air, reducing the risk of exposure for workers and surrounding personnel. This leads to improved occupational health and safety conditions, protecting workers from the long-term health hazards associated with silica exposure. HydroDemolition aligns with regulations and guidelines aimed at safeguarding worker health and the environment. Many jurisdictions have established standards for controlling and minimizing silica dust exposure. Employing HydroDemolition can help construction and maintenance projects comply with these regulations, ensuring a healthier and safer work environment.

Increased efficiency and productivity

HydroDemolition can be a faster and more efficient method of concrete removal, especially for large-scale projects. The high-pressure water jet can cover larger areas quickly, reducing the time required for concrete removal. Automated systems and robotic equipment further enhance productivity by enabling remote operation and precise control.

Improved surface quality

HydroDemolition creates a roughened surface profile, which is ideal for concrete repair and bonding. The removed concrete typically leaves a clean and well-prepared surface, allowing for better adhesion of new concrete or repair materials.

Environmental friendliness

HydroDemolition is considered an environmentally friendly method of concrete removal. It generates less noise, dust, and waste compared to mechanical methods, reducing the impact on the surrounding environment. Additionally, water recycling and treatment systems can be employed to minimize water consumption and discharge.

Cost savings

While HydroDemolition equipment and expertise may require an initial investment, the overall cost savings can be significant. The efficiency of the process can reduce labor hours and project timelines, resulting in cost savings. Additionally, the preservation of the underlying structure eliminates the need for extensive repairs or replacements, further reducing long-term costs.

Overall, HydroDemolition offers distinct advantages in terms of precision, safety, efficiency, surface quality, and environmental impact compared to traditional concrete removal methods. Its ability to selectively remove concrete while minimizing structural damage has made it a preferred choice for many construction projects.



Pros and Cons with different methods

When it comes to concrete removal, two primary methods stand out: HydroDemolition and mechanical chiseling (such as jackhammers). Each approach has its distinct advantages and drawbacks, making them suitable for different scenarios. In this comparison, we'll explore the pros and cons of both techniques to help you make an informed decision based on your project's specific requirements and priorities.

HydroDemolition

PROS

- No micro cracking
- Selective removal
- Superior bonding
- Does not damage the reinforcement
- Good working environment
- Binds concrete dust
- Limited personnel required
- Cleans the reinforcement from corrosion and concrete
- No damage to the steel rebars
- No process-related vibrations
- Longer life span of the repair

CONS

- Management of water
- Removal at freezing temperatures
- Cost of mobilization
- High initial investment costs
- Specialized training of operators

Mechanical Chiseling

PROS

- Low initial investment costs
- Easy to use
- Low cost of mobilization
- Well established method

CONS

- Creates micro cracking in surrounding concrete
- Creates poor bonding
- Damages to the reinforcements and the finish
- Does not remove corrosion from rebars
- Poor working environment
- No selective removal
- Creates a lot of Silica dust
- Process related vibrations, white hands



Removing concrete for repair work or demolition has been done probably since we started using concrete. In today's world, there are several tools available for contractors to remove concrete. In most projects that require concrete removal for repair work, contractors have been using jack hammers (mechanical impact tools). As we mentioned previously, one of the disadvantages of using a mechanical impact tool is the creation of micro cracks in the concrete structure that will cause premature failure.

Over the years, engineers have incorporated recommendations in their specifications or tender documents to advise contractors on limiting the size and power of mechanical tools used for concrete removal in specific cases. This approach aims to minimize micro cracks in the concrete structure and reduce damage to the reinforcement bars. By including such information in the specifications, contractors are essentially encouraged to utilize jack hammers for concrete removal.

Offer alternatives

By offering alternatives to general contractors, engineers can achieve the following benefits:

Quality repair work

The provision of alternatives allows contractors to select the most suitable method for concrete removal, potentially leading to higher quality repair work. By considering HydroDemolition as an option, engineers demonstrate their understanding of the process, its benefits, and their willingness to accept this method.

Addressing labor shortage issues

The construction industry often faces labor shortage challenges. By specifying HydroDemolition as a

viable option, engineers provide contractors with an additional solution that can help mitigate labor constraints. HydroDemolition, with its precise and efficient concrete removal capabilities, can contribute to overcoming labor shortage issues.

Enhancing safety

Safety is of paramount importance in construction projects. HydroDemolition, compared to traditional mechanical tools, offers advantages such as reduced dust generation and enhanced precision, which can contribute to improved safety conditions for workers and surrounding personnel.

Project timeline management

Hydrodemolition can be a time efficient method for concrete removal. By allowing contractors to consider HydroDemolition as an alternative, engineers support project timeline management. Contractors can evaluate the feasibility of HydroDemolition in terms of time savings, especially for larger-scale concrete removal tasks.

By specifying hydrodemolition as a viable alternative, engineers not only provide contractors with choices but also contribute to expanding the knowledge and understanding of HydroDemolition in the market. This, in turn, fosters increased competition among providers, leading to a more competitive market and a wider range of options for concrete removal projects.

In summary, by incorporating HydroDemolition as an alternative in their specifications, engineers promote quality repair work, address labor shortage issues, enhance safety, manage project timelines, and contribute to a more competitive market for concrete removal services. HydroDemolition is not suitable for every project. Typically, HydroDemolition becomes more cost-effective as the surface area or volume of concrete removal increases. It is particularly well-suited for civil infrastructure projects, such as bridges, dams and parking garages, where larger-scale concrete removal is often required.



Key considerations for HydroDemolition projects

Considering these key factors surface preparation and assessment, safety measures and precautions, environmental considerations, cost and time efficiency ensures the successful implementation of HydroDemolition projects. By addressing these considerations proactively, project managers can achieve optimal results while maintaining safety, environmental responsibility, and cost-effectiveness.

Surface preparation and assessment

Proper surface preparation is crucial for successful HydroDemolition projects. The surface should be assessed to determine its condition, strength, and any potential areas of concern. Understanding the concrete's composition, thickness, and reinforcement layout helps in planning the HydroDemolition process effectively. This assessment ensures that the right equipment, tools, and techniques are utilized, leading to precise and controlled concrete removal.

Safety measures and precautions

HydroDemolition involves high-pressure water jets, which can pose safety risks if not managed properly. Implementing safety measures and precautions is essential to protect workers and other personnel on the site. This includes providing appropriate personal protective equipment (PPE), ensuring proper training for operators, establishing safety zones, and adhering to relevant safety regulations and guidelines. Regular equipment maintenance and inspections are also crucial to minimize the risk of accidents or equipment malfunctions.

Cost and time efficiency

HydroDemolition can offer cost and time efficiencies compared to traditional concrete removal methods. However, careful project planning and execution are required to maximize these benefits. Factors such as equipment selection, project scheduling, and efficient utilization of resources contribute to cost-effective and time-efficient outcomes. Proper coordination between different project stakeholders, including HydroDemolition specialists, contractors, and engineers, helps streamline the process and optimize project timelines.

Environmental considerations

Environmental considerations are important throughout the HydroDemolition process. Minimizing dust and controlling water runoff are key aspects to mitigate potential environmental impacts. Employing dust suppression techniques, implementing water containment systems, and utilizing proper wastewater treatment and disposal methods help reduce the release of contaminants into the environment. Adhering to local regulations and guidelines regarding water and waste management promotes responsible and sustainable HydroDemolition practices.



Conclusion

In conclusion, this document serves as a comprehensive guide to HydroDemolition, providing engineers with valuable insights into its advantages and applications. It empowers engineers to tailor specifications to suit the unique requirements of each project, ensuring the most effective approach.

From its inception in the 1980s to its current status as a global standard in concrete removal, HydroDemolition has revolutionized modern construction. Its combination of high-pressure water technology and precise control systems has made it indispensable for professionals worldwide.

Independent tests have demonstrated that HydroDemolition surpasses traditional methods in bonding strength and significantly extends the life expectancy of repaired concrete structures. This technique finds wide-ranging applications in various industries, including infrastructure repair, surface preparation, and concrete rehabilitation. When choosing between HydroDemolition and mechanical chiseling, it's crucial to weigh the specific advantages and limitations of each method. While jackhammers have long been a go-to tool, they can introduce micro cracks, potentially leading to premature failure. By incorporating HydroDemolition as a viable alternative in their specifications, engineers not only provide contractors with choices but also foster competition and innovation in the concrete removal market. This benefits project outcomes, safety, and overall project cost-effectiveness.

While HydroDemolition may not be suitable for every project, it excels in scenarios involving larger-scale concrete removal, particularly in civil infrastructure projects like bridges and parking garages. By carefully considering surface preparation, safety measures, environmental concerns, and cost efficiency, project managers can ensure the successful implementation of HydroDemolition projects. This method stands as a testament to the ongoing advancements in construction technology, offering a more precise, efficient, and sustainable approach to concrete removal.





Aggregate Technologies

From Coast to Coast Nationwide Services.

Houston home office:

Call: 281-579-7229

10700 Tower Oaks Blvd
Houston, TX 77070

Baton Rouge office:

Call: 225-772-7320

4347 Jeffrey Drive
Baton Rouge, LA 70816

Florida office:

Call: 321-529-1030

Orlando, FL 70816

Services include:

HydroDemolition

Pile Cutting

Wire Sawing

Core Drilling

Concrete Demolition

Robotic Demolition

Concrete Cutting

Concrete Sawing

Wall Sawing

Water Treatment

Ground Penetrating Radar

www.aggregatetechnologies.com

