

Husqvarna CS 2512

The Husqvarna CS 2512, in combination with the hydraulic unit PP 455 E, is a powerful and easy to use wire saw. It can handle very large jobs while, at the same time, being sufficiently compact and mobile to handle smaller jobs. It can be used for a wide range of applications, both on the ground or mounted on walls.

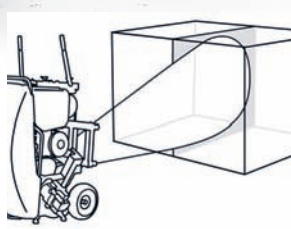
On the CS 2512, the drive wheel is located on the output side of the machine so that slack in the wire never occurs in the machine even when the feeding power is low. The adjustable pressure valve provides accurate control of the sawing operation and superior performance. The machine is easy to rig and many cuts can be made directly without external pulley wheels.



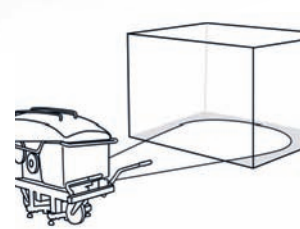
Easy transportation - Practical collapsible handles and foldable guard allow easy transportation of the unit. The saw can also be dismantled into sections, which further increases mobility.



Turning mechanism - The casters follow the direction of the wire automatically thanks to the ball bearing turning mechanism.



Vertical position - Wire sawing with saw in vertical position.



Horizontal position - Wire sawing with saw in horizontal position.

- Patented hydraulic gear with two peripheral speeds.
- The CS 2512 can be set both horizontally and vertically for direct sawing without extra pulleys.
- An alignment scale guide the wire to the correct magazine wheel.
- The pressure reducing block makes it easy to control the sawing process.
- A chock valve at the cylinder reduces the external forces in the machine.

Technical Data

SPECIFICATIONS	CS 2512
Max output	20 kW / 26.8 hp
Hydraulic flow, max	17 gal/min
Hydraulic pressure	230 bar
Magazine capacity	39 feet
Wire storage	49 ft
Weight	330 lbs
Product size, LxWxH	44x30x36 inch

Husqvarna CS 2512

The Husqvarna CS 2512, in combination with the hydraulic unit PP 455 E, is a powerful and easy to use wire saw. It can handle very large jobs while, at the same time, being sufficiently compact and mobile to handle smaller jobs. It can be used for a wide range of applications, both on the ground or mounted on walls.

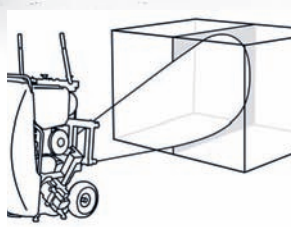
On the CS 2512, the drive wheel is located on the output side of the machine so that slack in the wire never occurs in the machine even when the feeding power is low. The adjustable pressure valve provides accurate control of the sawing operation and superior performance. The machine is easy to rig and many cuts can be made directly without external pulley wheels.



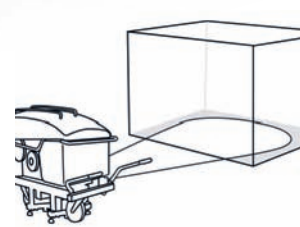
Easy transportation - Practical collapsible handles and foldable guard allow easy transportation of the unit. The saw can also be dismantled into sections, which further increases mobility.



Turning mechanism - The casters follow the direction of the wire automatically thanks to the ball bearing turning mechanism.



Vertical position - Wire sawing with saw in vertical position.



Horizontal position - Wire sawing with saw in horizontal position.

- Patented hydraulic gear with two peripheral speeds.
- The CS 2512 can be set both horizontally and vertically for direct sawing without extra pulleys.
- An alignment scale guide the wire to the correct magazine wheel.
- The pressure reducing block makes it easy to control the sawing process.
- A chock valve at the cylinder reduces the external forces in the machine.

Technical Data

SPECIFICATIONS	CS 2512
Max output	20 kW / 26.8 hp
Hydraulic flow, max	17 gal/min
Hydraulic pressure	230 bar
Magazine capacity	39 feet
Wire storage	49 ft
Weight	330 lbs
Product size, LxWxH	44x30x36 inch